



120 model



80 model

KERA SIT2SIT HOIST

Script Form



HT Systems

Exclusively Distributed in Australia by



CONTACT DETAILS

Client	Therapist
Name	
Address	
Email	
Phone	

CLIENT DETAILS

Client weight
Client height
Seat height*

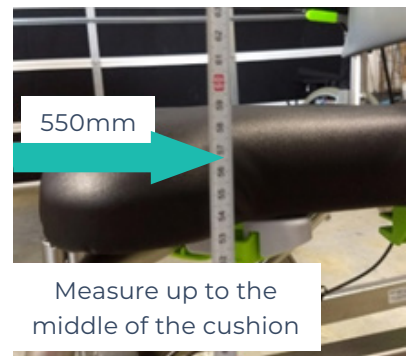
*Height of chair from floor to middle of seat cushion

SCRIPT STEP 1. BASE UNIT

Investigate the user's typical seats i.e. wheelchair, commode, day chair.

Measure the seat heights from the floor to the middle of the seat cushion.

- a. If the seat heights are between 500 - 630mm from the ground?
A Kera sit2sit High is the best model for the user. It is set up with a raised base frame to work best for higher chairs such as power chairs.
- b. If your seat height less than 500mm?
The Kera sit2sit Low model is more comfortable and easier to lift a person from a lower height chairs.



SCRIPT STEP 2. USER WEIGHT

What is the weight of the person being transferred?

- a. User is greater than 80kg
The Kera120 has a "longer" handle for increased leverage (note that the maximum caregiver force is 1/5th of the user's weight)
- b. Is your seat height less than 500mm?
The Kera80 has a "shorter" handle which also results in a smaller footprint (note that the maximum caregiver force is 1/4th of the user's weight)

SCRIPT STEP 3. CUSTOMISED ACCESSORIES

Select the accessories required to adapt the Kera to the user's specific needs.

CONFIGURATION OPTIONS

The Kera sit2sit comes in four interchangeable configuration options to best suit the user and environment.

Image	Option	Description	User Weight	Suits Seat Heights	Order Code
 <p>1: Kera 120 Low</p>	Kera120 Low	Long handle Kera sit2sit for transferring heavier people between standard seats such as manual wheelchairs.	Up to 120kg	Standard seats (380 - 550mm)	KSI-120S
	Kera 120 High*	Long handle Kera sit2sit for transferring heavier people between taller seats such as power wheelchairs.		Higher seats (500 - 650mm)	KSI-120H
 <p>2: Kera 80 Low</p>	Kera 80 Low	Short handle Kera sit2sit for transferring lighter people (ideal for children) between standard seats such as manual wheelchairs.	Up to 80kg	Standard seats (380 - 550mm)	KSI-80S
	Kera 80 High*	Short handle Kera sit2sit for transferring lighter people (ideal for children) between taller seats such as power wheelchairs.		Higher seats (500 - 650mm)	KSI-120H







KERA SIT2SIT HIGH

The higher version of the Kera sit2sit is raised by 80mm which makes transfers between higher seats more comfortable and efficient. The Kera sit2sit low models can be used on higher seat heights and vice versa but the transfer is typically not as comfortable for the user.

ACCESSORIES

The Kera sit2sit can be customised to suit the user's unique requirements with a range of specialist accessories.

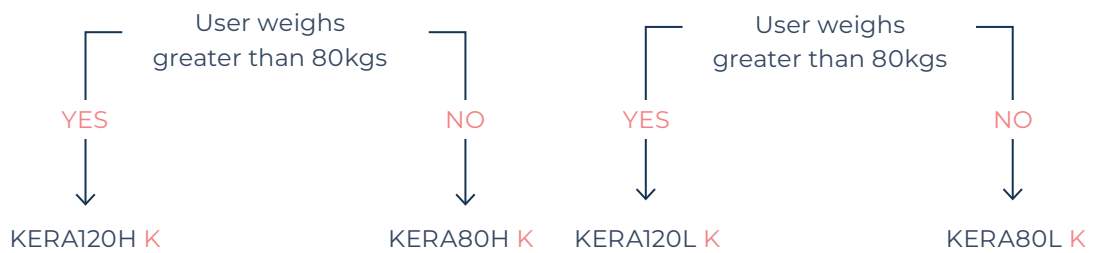
Accessory	Image	Description	Order Code
Footboxes		<p>Specially designed Kera sit2sit footboxes, which are easily fitted, to hold the user's feet in place.</p> <p>Sold as a pair, complete with footbox straps and toe guards.</p>	KSI-FBX
Thighstrap		<p>The Thighstrap is easily added to the Kera sit2sit and reduces the tightness required from the Backstrap.</p>	KSI-TS
Riser Blocks		<p>Add these EVA riser blocks (60mm or 110mm) when the user's feet don't reach the footplates.</p> <p>Designed to be used with Kera sit2sit footboxes.</p>	<p>KSI-RISER60</p> <p>KSI-RISER110</p>
Knee Foam Pack		<p>4 x foam packers designed to fit behind the Kera sit2sit Knee Support Covers.</p> <p>(4 x 10mm x 230mm x 230mm)</p>	KSI-FOAM

SCRIPTING

STEP 1: BASE UNIT



STEP 2: USER WEIGHT



STEP 3: CUSTOMISED ACCESSORIES



Indicate correct model and/or accessory **K**



Exclusively Distributed in Australia by



For more detailed information please refer to our website:

htsystems.com.au htsystems.co.nz

© Hapai Transfer Systems Ltd (2022)



AFY321-3 171122